



特點

1. 超低電感量(1 μ H以下)。
2. 不燃性塗裝，可耐溶劑及高溫。
3. 散熱性佳，溫度系數小且呈綫性變化。
4. 耐短時間超負載，低雜音，阻值經年無變化。

Features

1. Very low inductance (less than 1 μ H)
2. Flameproof painting, resistant to heat & solvents
3. Super heat dissipation, small linear temperature coefficient.
4. Instant overload capability. low noise figure and low annual shift on resistance values.

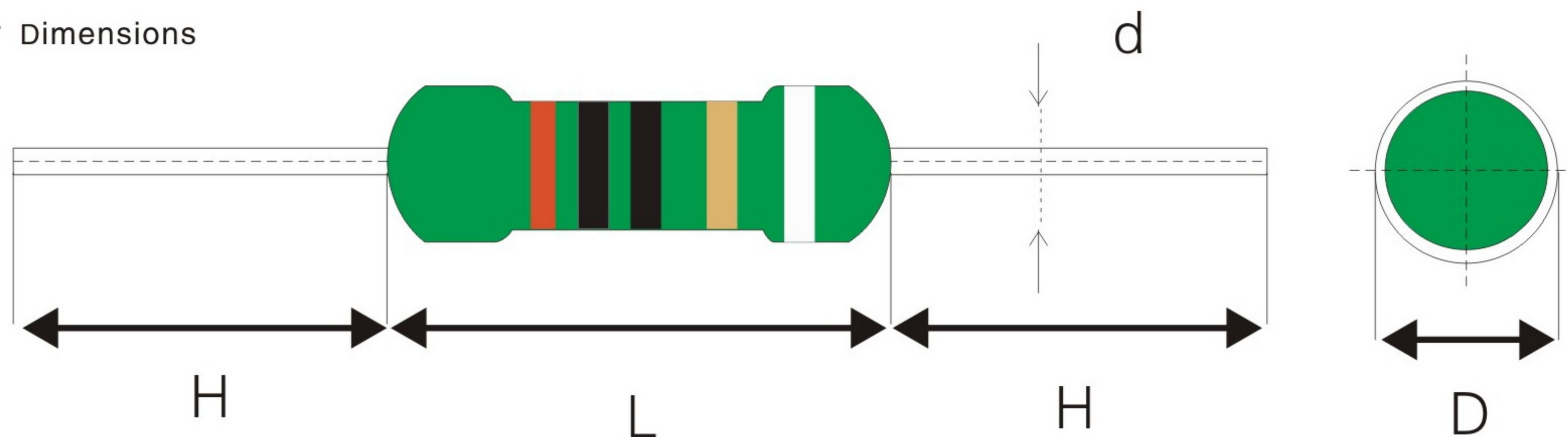
電氣及機械特性 ELECTRICAL AND MECHANICAL PERFORMANCE

特性 Characteristics	規格值 Standards	試驗方法 Test Methods
阻值容許誤差 Resistance Tolerance	$\pm 5\%$ (J) or $\pm 2\%$ (G)	-
溫度系數 Resistance Temp. Coeff.	± 300 ppm/ $^{\circ}$ C,	-55 $^{\circ}$ C ~ 200 $^{\circ}$ C
額定負載 Power Rating Load	Surface temp. 275 $^{\circ}$ C Max. 最高表面溫度275 $^{\circ}$ C, $\Delta R/R \leq \pm 2\%$	Rated voltage for 30 minutes 額定電壓/ 30分鐘
短時間過負載 Short Time Overload	$\pm 2\%$	2.5 times of rated voltage for 5 seconds. 2.5 倍額定功率/5秒
耐電壓 Dielectric Withstanding Voltage	No evidence of mechanical damage or insulation breakdown. 無機械性能損壞及絕緣擊穿現象	Applying suitable Voltage listed on Dimensions for one minute. 施加規定電壓1分鐘
絕緣電阻 Insulation Resistance	1,000M Ω	DC 100V or 500V megger
端子強度 Terminal Strength	No evidence of mechanical damage 無機械性能損壞現象	≤ 1 W : 1 kg ≥ 2 W : 2.5kg
焊錫性 Solder- ability	Minimum 95% coverage 焊錫面積 $\geq 95\%$	235 \pm 5 $^{\circ}$ C for 2 seconds
浸錫耐熱性 Resistance to Soldering Heat	No evidence of mechanical damage. 無機械性能損壞現象, $\Delta R/R \leq \pm 1\%$	270 \pm 5 $^{\circ}$ C for 10 \pm 1 seconds 350 \pm 10 $^{\circ}$ C for 3.5 \pm 0.5 seconds

耐環境特性 ENVIRONMENTAL CHARACTERISTICS

特性 Characteristics	規格值 Standards	試驗方法 Test Methods
溫度週率 Temp. Cycle	$\Delta R/R \leq \pm 1\%$	-55 $^{\circ}$ C (30 min.) \rightarrow Room Temp. (3 min.) \rightarrow +200 $^{\circ}$ C (30 min.) \rightarrow Room Temp. (3 min.) / (5 cycles)
負載壽命 Load Life	$\Delta R/R \leq \pm 3\%$	Rated power load 90 minutes ON 30 minutes OFF 70 $^{\circ}$ C 1000 hours
耐濕壽命 Moisture-proof Load Life	$\Delta R/R \leq \pm 3\%$	Rated power load 90 minutes ON 30 minutes OFF 40 $^{\circ}$ C 95% RH 500 hours
不燃性 Nonflammability	not flamed	16 times of rated wattage for 5 min

尺寸 Dimensions

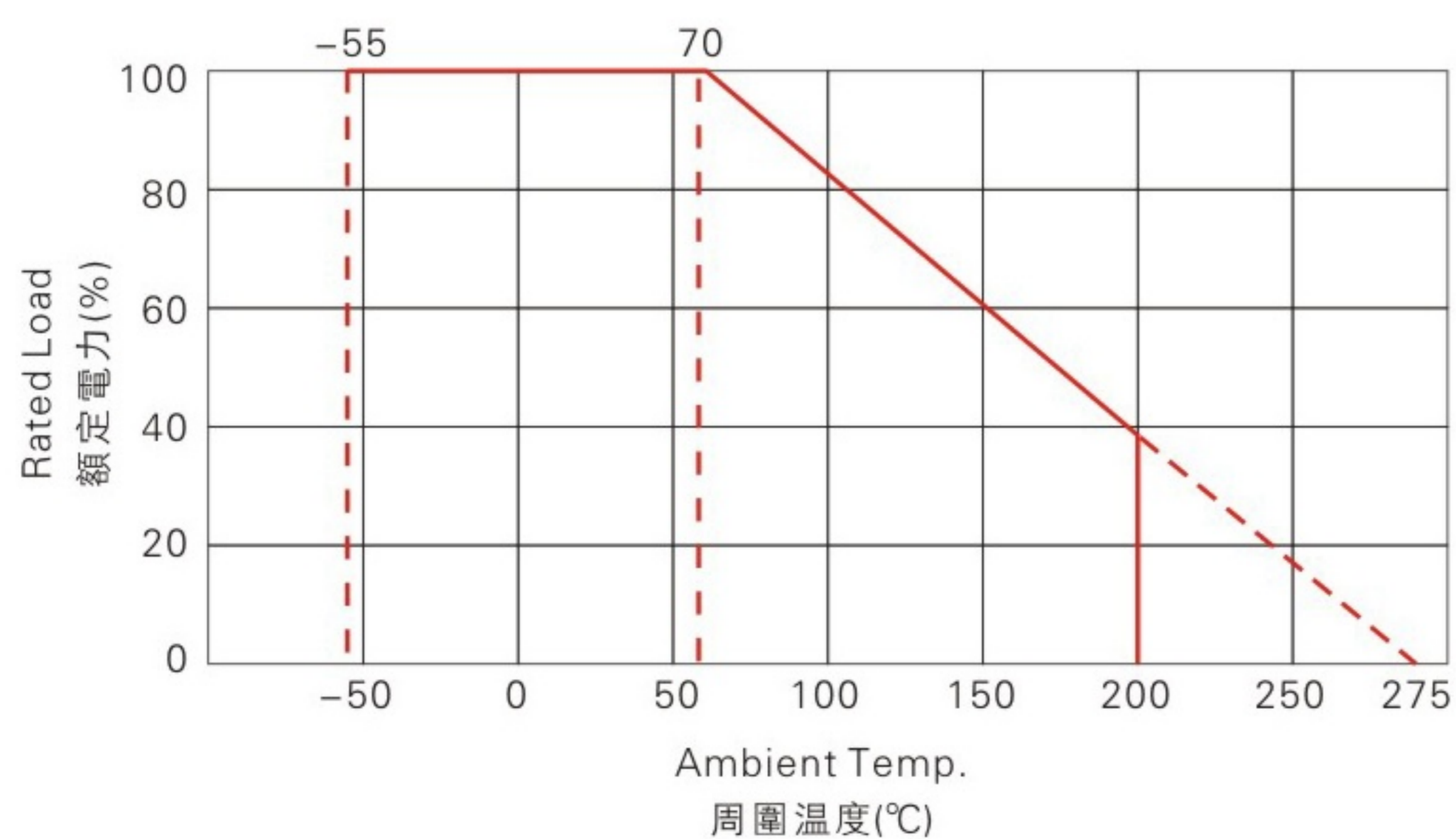


Rated Wattage	D ± 1	L ± 1	H ± 3	d ± 0.1	Resistance range(Ω)	Dielectric Withstanding Voltage
1/2W	3.0	9	28	0.65	0.1~3	300V
1W	4.0	9	28	0.65	0.1~3	350V
2W	5.0	11	28	0.8	0.1~10	350V
3W	5.5	13	38	0.8	0.1~10	350V
3WL	5.5	15	38	0.8	0.1~10	350V
5W	6.5	19	38	0.8	0.1~20	350V
6W	8.5	24	38	0.8	0.1~20	500V
7W	8.5	32	33	0.8	0.1~20	500V
8W	8.5	41	38	0.8	0.1~20	750V
10W	8.5	53	38	0.8	0.1~20	800V

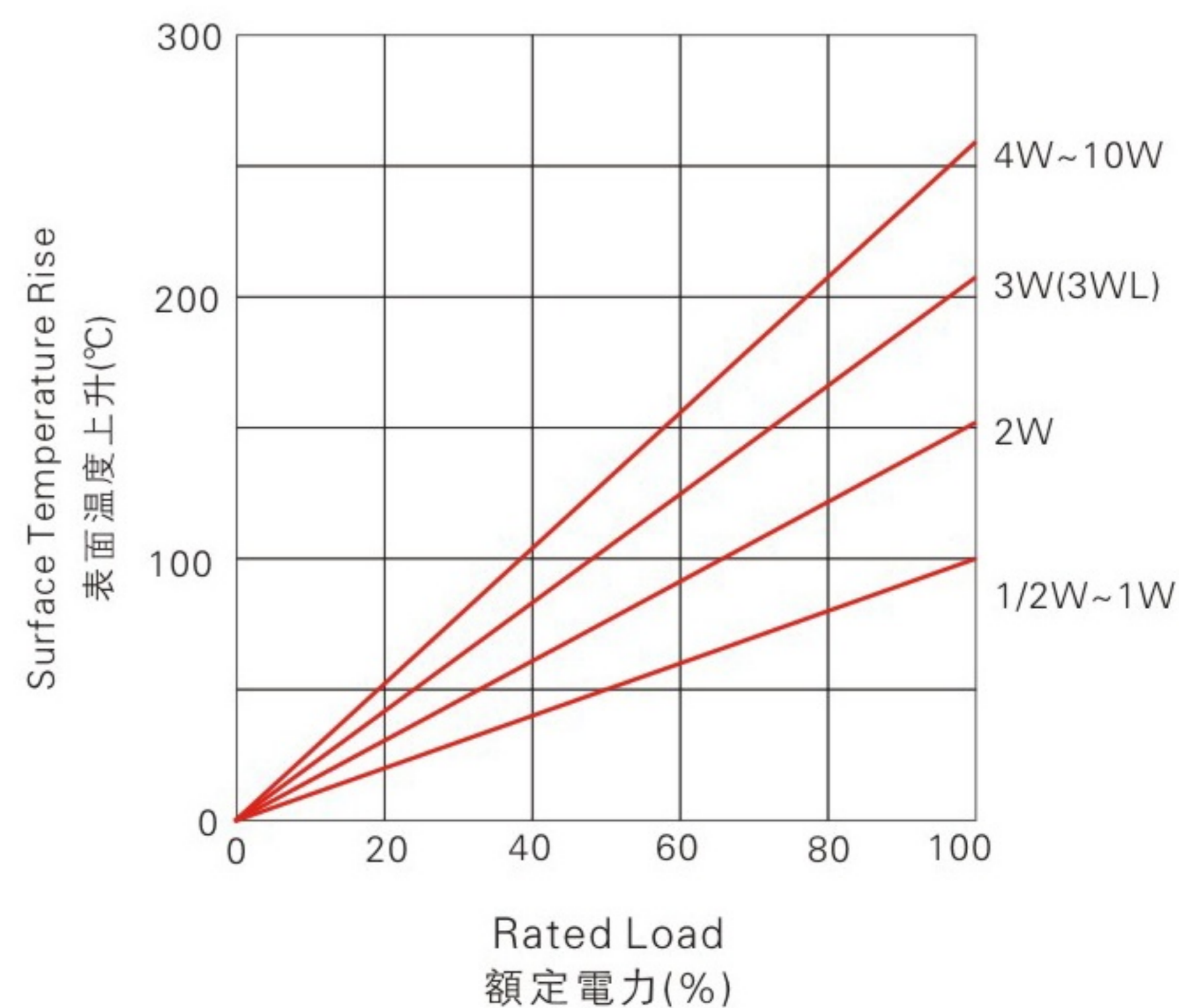
Note: Too low or too high ohmic values can be supplied only case by case.

電力輕減曲綫 Derating Curve

For resistors operated in ambient temperatures above 70°C, power rating must be derated in accordance with the curve below.



表面溫度上升曲綫 Surface Temperature Rise



電阻系列